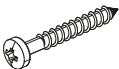

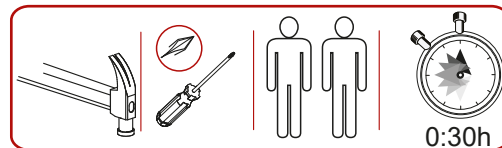



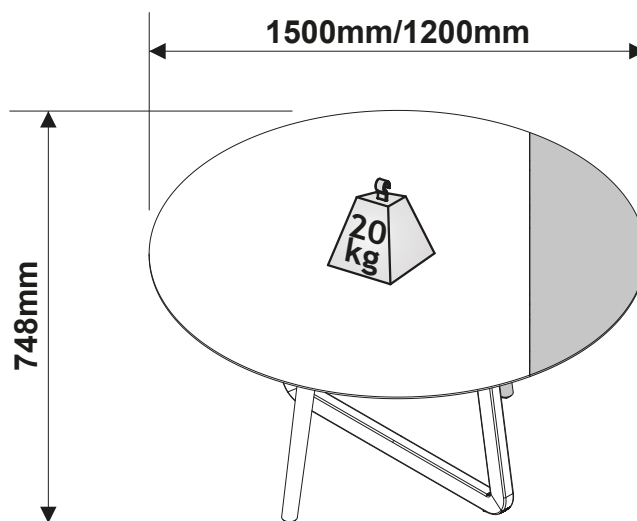
Acessórios

A	18200515		4,0 x 35	32
B	10500005		Cavilha 8,0 x 30	06

Mesa de Jantar Redonda



Pesos máximos recomendados com cargas uniformemente distribuídas.



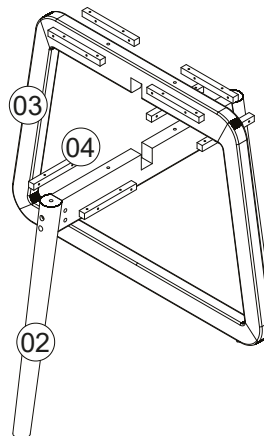
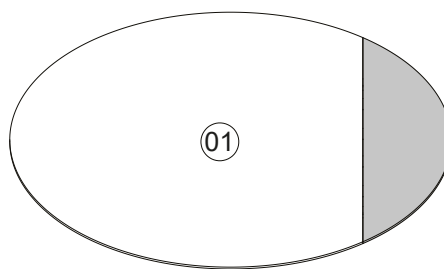
Componentes

Mesa de Jantar Redonda 1200mm

N.	Componentes	Quant.	Código
01	Tampo Montado	01	T16481
02	Pé Montado	01	O02300
03	Pé Quadro Montado	01	O02298
04	Cleat	08	S00643

Mesa de Jantar Redonda 1500mm

N.	Componentes	Quant.	Código
01	Tampo Montado	01	T16482
02	Pé Montado	01	O02300
03	Pé Quadro Montado	01	O02298
04	Cleat	08	S00643

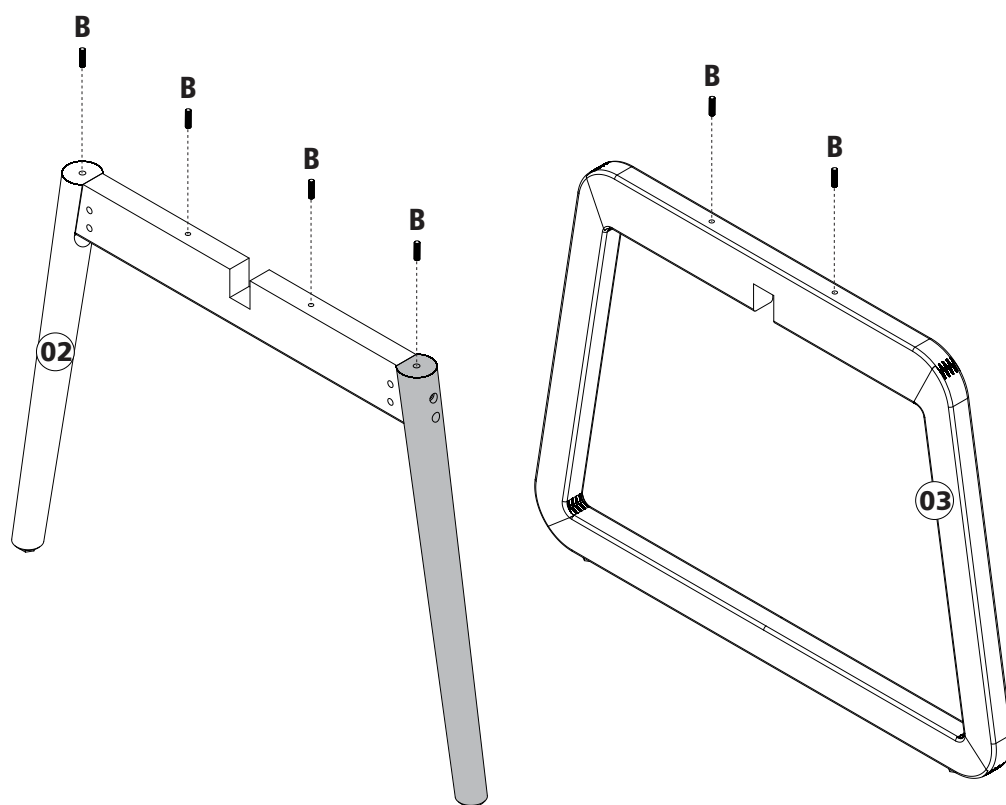


Atenção!

Forrar o chão com o papelão das embalagens ou tapete para efetuar a montagem.

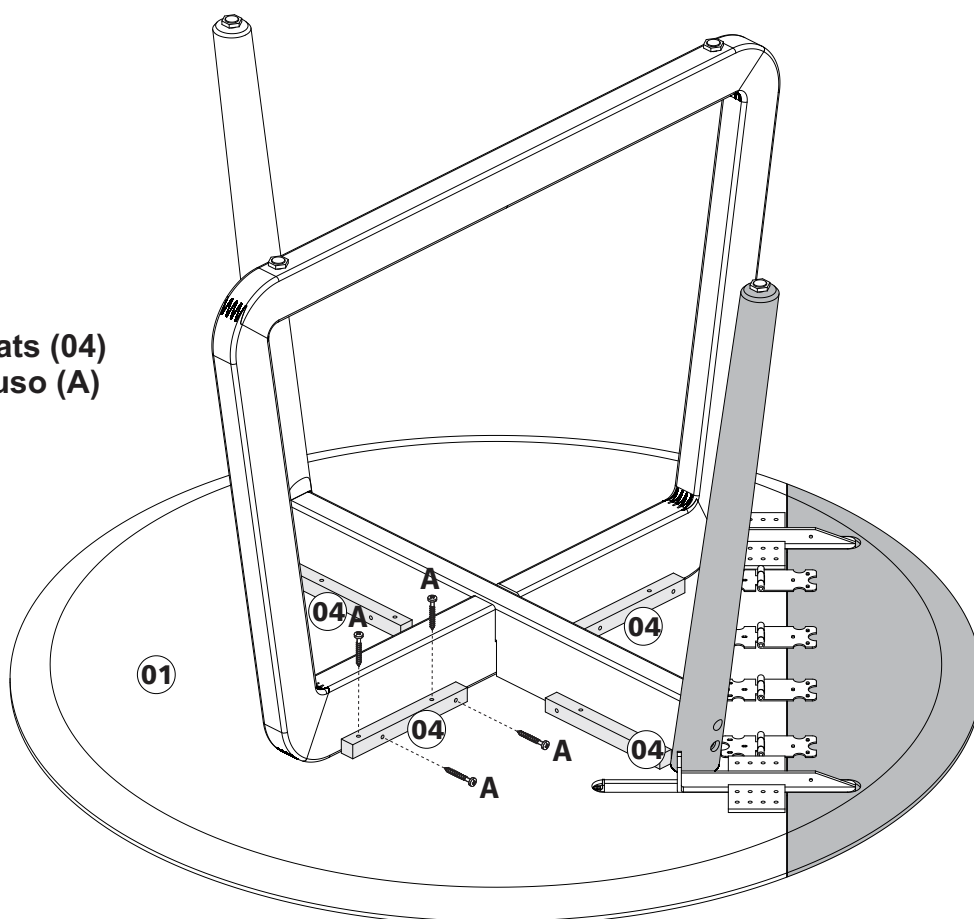


Passo 01



Passo 02

Fixar todos os Cleats (04)
utilizando o Parafuso (A)





se preferir digite o link na barra do seu navegador:

www.manuaisflexform.com.br

A Flexform deseja ouvir suas opiniões,
elogios e dúvidas. Entre em contato
com a empresa pelo telefone
55 11 2431-5511 ou
e-mail **cac@flexform.com.br**

