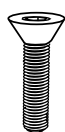


COMPONENTES

16X



A

Parafuso da prateleira
4,0x40 mm

8X



B

Parafuso da estante
M6x70mm

4X



C

Prateleira
1200x400x18mm

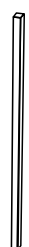
2X



D

Estrutura lateral
455x1800x60 mm

4X



E

Travessa
30x30x760 mm

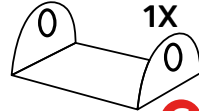
1X



F

Acessório
405x400x100 mm

1X



G

Acessório
405x140x300 mm

MONTAGEM




Chave Allen nº5



Chave Philips



60 Minutos



2 Pessoas



se preferir digite o link na barra do seu navegador:
www.manuaisflexform.com.br

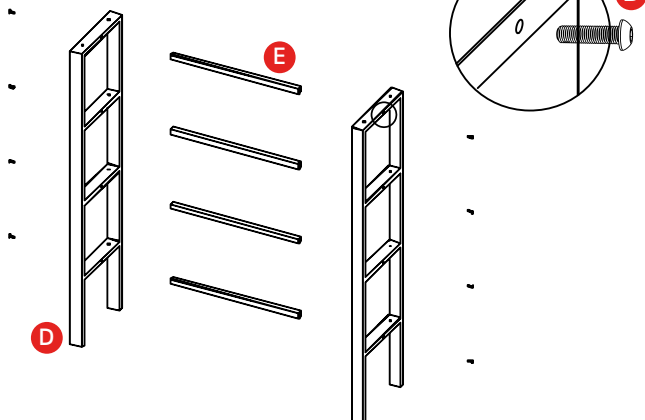
A Flexform deseja ouvir suas opiniões, elogios e dúvidas. Entre em contato com a empresa pelo telefone 55 11 2431-5511 ou e-mail cac@flexform.com.br



[f](#) [in](#) [@](#) [v](#) [p](#) [d](#) [X](#) /flexformbr

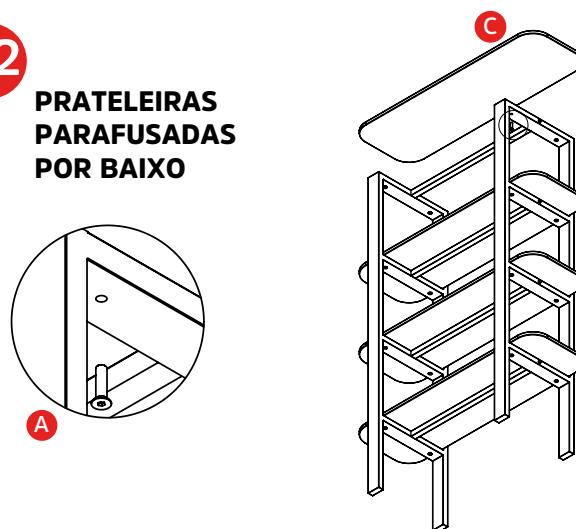
01

TUBOS FIXADOS POR PARAFUSOS



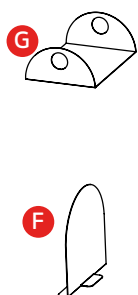
02

PRATELEIRAS PARAFUSADAS POR BAIXO

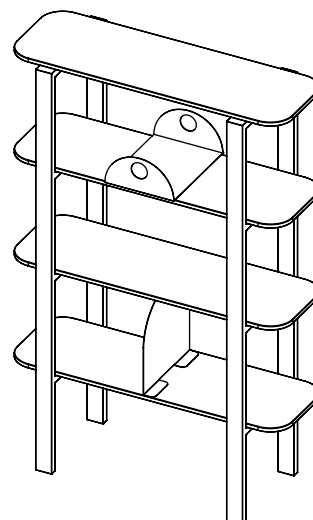


03

POSICIONE OS ACESSÓRIOS SOBRE AS PRATELEIRAS



04



30 kg
SUPORTA
30 QUILOS