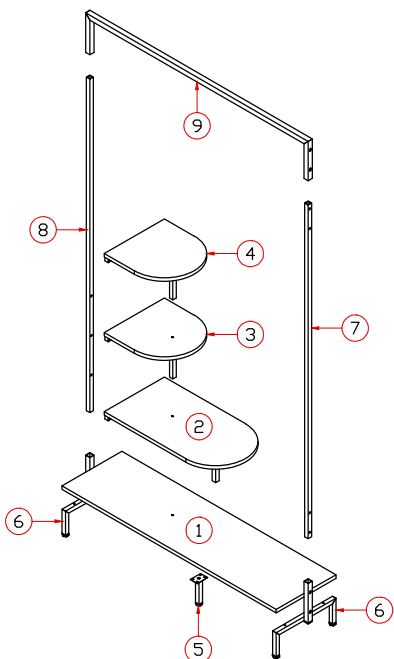
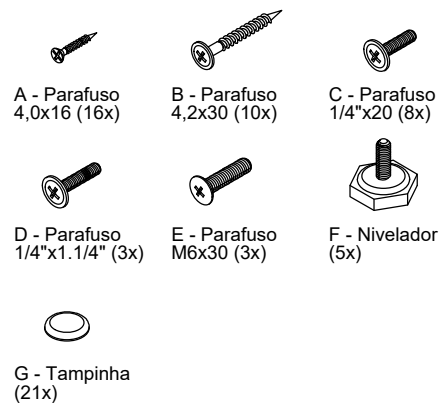


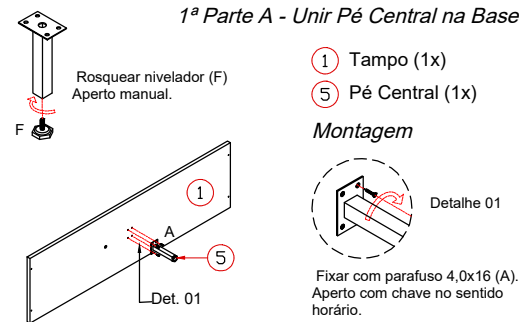
Partes do Produto

- 1 Base (1x)
- 2 Prateleira Arredondada (1x)
- 3 Prateleira Arredondada (1x)
- 4 Prateleira Arredondada (1x)
- 5 Pé Central (1x)
- 6 Pé Lateral (2x)
- 7 Coluna Direita (1x)
- 8 Coluna Esquerda (1x)
- 9 Cabideiro (1x)

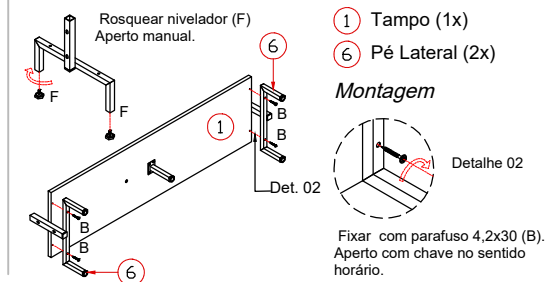
Componentes



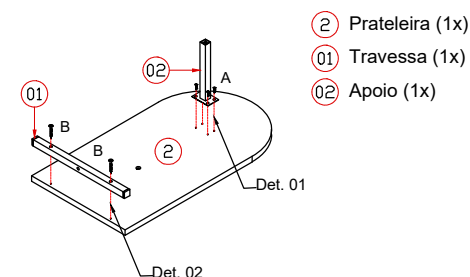
1ª Parte A - Unir Pé Central na Base



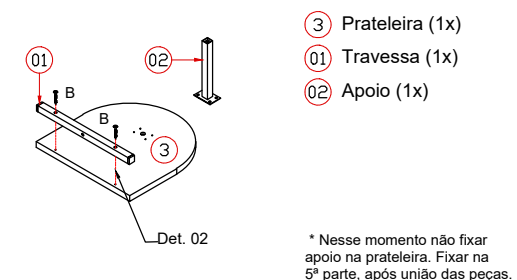
1ª Parte B - Unir Pé Lateral na Base



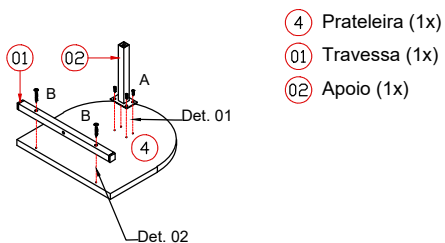
2ª Parte - Prateleira Arredondada



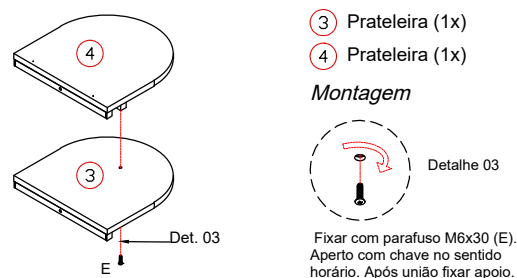
3ª Parte - Prateleira Arredondada



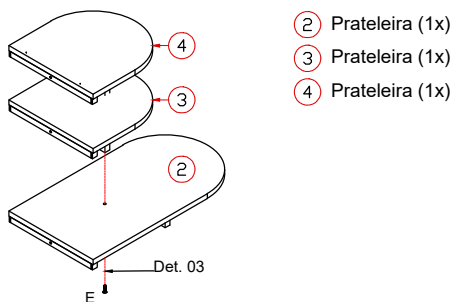
4ª Parte - Prateleira Arredondada



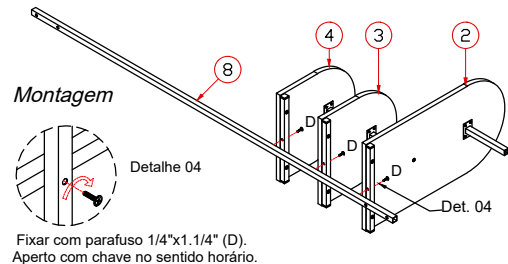
5ª Parte - Unir Prateleiras 3 e 4



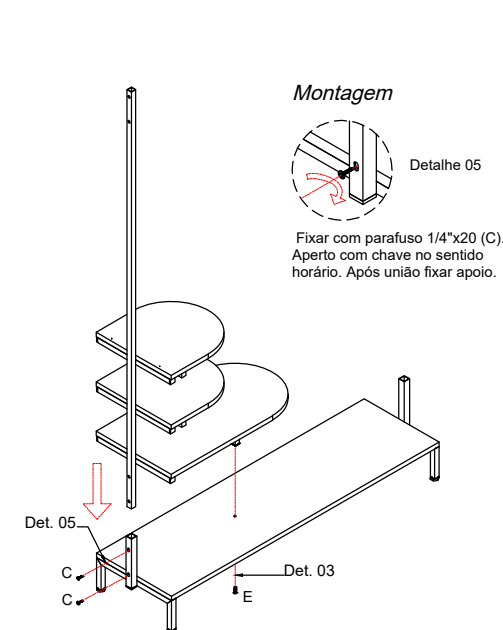
6ª Parte - Unir Prateleiras 3 e 4 a 2



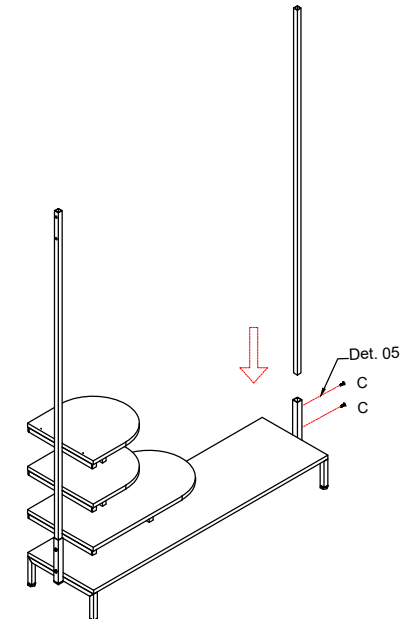
7ª Parte - Unir Prateleiras a Coluna



8ª Parte - Unir Conjunto a Base


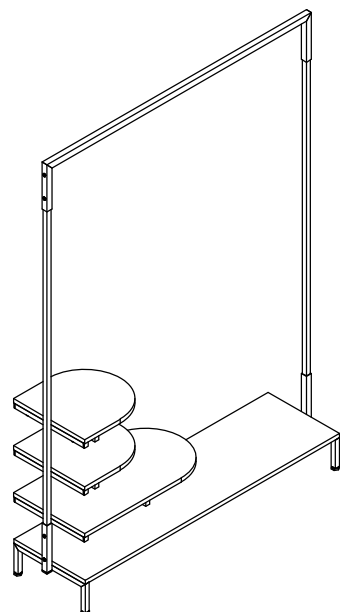
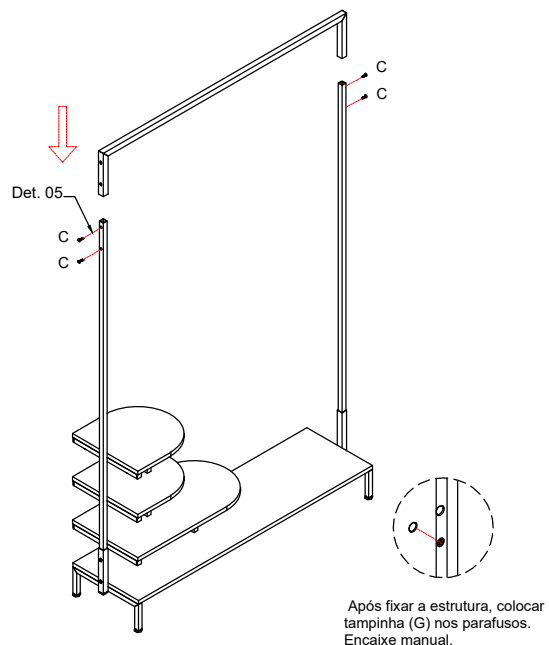


9ª Parte - Fixar Coluna Direita



10ª Parte - Fixar Cabideiro

Móvel Finalizado. Aproveite!



se preferir digite o link na barra do seu navegador:
www.manuaisflexform.com.br

A Flexform deseja ouvir suas opiniões, elogios e dúvidas. Entre em contato com a empresa pelo telefone **55 11 2431-5511** ou e-mail **cac@flexform.com.br**

